

CUSTOM NAME PLATE Order Form

Arrow Material Handling Products now offers customers the option to add a custom name plate to each of the following frame models: F5100CB, F5200HD, F5300 and F5400. A minimum order quantity is required.



Size	Weight
5.75" x 16" x .13"	2.74 lb

Name: _____

Title: _____

Company: _____




























Phone: _____

Email: _____

* Email an **EPS** or **PDF** file of your logo to your account representative.

Powder-Coat Color Options

Select a standard powder-coat color.

<input type="checkbox"/>		<input type="checkbox"/>		<input type="checkbox"/>							
	RAL 2009		RAL 2004		Safety Orange						
<input type="checkbox"/>		<input type="checkbox"/>		<input type="checkbox"/>		<input type="checkbox"/>					
	Bright Red		RAL 3001		RAL 3003		Tractor Red				
<input type="checkbox"/>		<input type="checkbox"/>		<input type="checkbox"/>		<input type="checkbox"/>		<input type="checkbox"/>			
	Ag Yellow		RAL 1023		Safety Yellow		Industrial Yellow		Construction Yellow		
<input type="checkbox"/>		<input type="checkbox"/>		<input type="checkbox"/>		<input type="checkbox"/>		<input type="checkbox"/>			
	RAL 6024		RAL 6000		Tractor Green		Shaker Green		Evergreen		
<input type="checkbox"/>		<input type="checkbox"/>		<input type="checkbox"/>		<input type="checkbox"/>		<input type="checkbox"/>			
	RAL 9003		RAL 7035		RAL 7040		RAL 7046		RAL 9017		
<input type="checkbox"/>		<input type="checkbox"/>		<input type="checkbox"/>		<input type="checkbox"/>		<input type="checkbox"/>		<input type="checkbox"/>	
	Booth Light Blue		Safty Blue		Border Blue		Tractor Blue		RAL 5005		RAL 5002

Don't see a color that matches your brand?

Additional colors are available and may affect the cost. Contact the marketing department to see what other colors are available that work for your brand.

Creating a Custom Name Plate

Step 1: Once submitted, your logo will be reviewed for necessary changes. Due to the fabrication process of custom name plates, some logos or names will need to be modified. Our marketing and engineering teams will work with your company to make sure brand guidelines are followed.

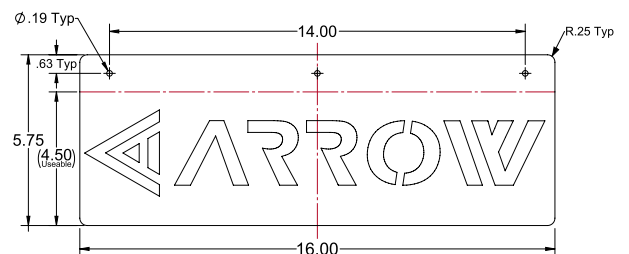
The following letters and numbers will be modified to maintain the **counter space** within it: Aa, Bb, Dd, e, g, Oo, Pp, Qq, R, 0, 4, 6, 8, 9



All small wording and characters will be removed.

All Registration marks and Trademark symbols will be removed.

Step 2: A line drawing of the updated logo will be created and a digital proof will be sent to the email address listed on this form for approval before any name plate is produced.



Step 3: Once the proof has been approved, the custom name plate will be produced with the powder-coat color selected on this form. Plates will be attached by Arrow before shipping the frame to you.

