

99-95519002 - ISSUE 1

OPERATION

Fitting The Planer

CHECK that the Planer is the correct model and type to fit the Auger Drive Unit.

ENSURE that the Planer connections are clean before fitting.

USE suitably rated lifting equipment if required (see data plate for weight).

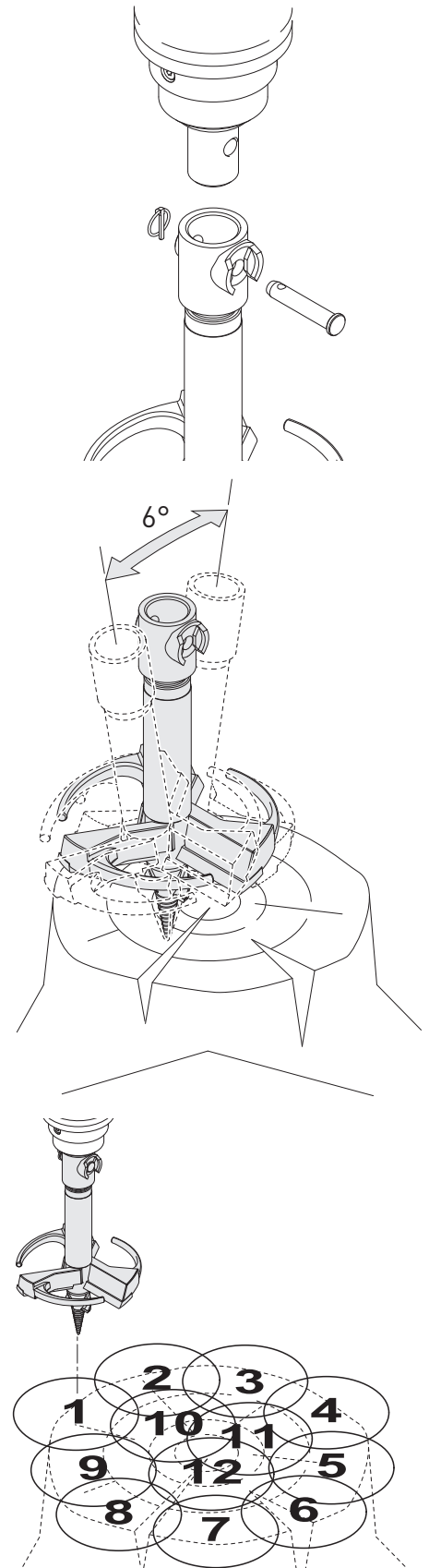
Position the Planer in the vertical work position and support it so that it cannot fall over. Position the Auger Drive over the Planer and align the pin holes. Lower the Auger Drive Unit onto the Planer and locate the Drive Pin. Secure the Drive Pin with Linch Pin.

Engaging Blades

The pilot engages with the top surface of the tree stump, drawing the tool down allowing the blades to engage with a clean horizontal cut. If the blades fail to engage, move the planer forwards and backwards until blades engage, then return tool to upright position.

Cutting Sequence

When removing large stumps, the planer can be repositioned to overlap each hole in the sequence shown. Repeat until the entire stump is removed.



MAINTENANCE

Removing & Sharpening Blades

In the unlikely event that the blades become damaged, they can be individually removed and sharpened. This process also applies when the blade loses its cutting edge due to wear.

Remove blades from planer by removing screws from the underside of blades.

To sharpen the blade, first follow the removal process. Using a bench grinder fitted with a "Green" Silicone Carbide, make several small passes against the cutting face ensuring that the cutting edge angle is maintained at 50 degrees.

Blade Life

After repeated sharpening the blade will come to the end of its useful life. The diagram details acceptable levels of wear.

Pilot Replacement

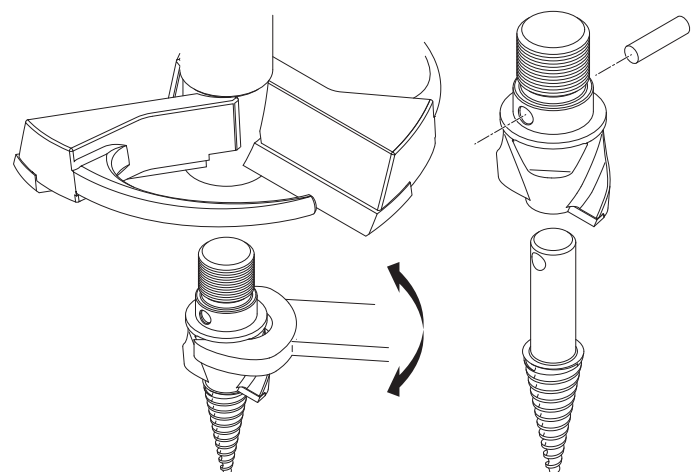
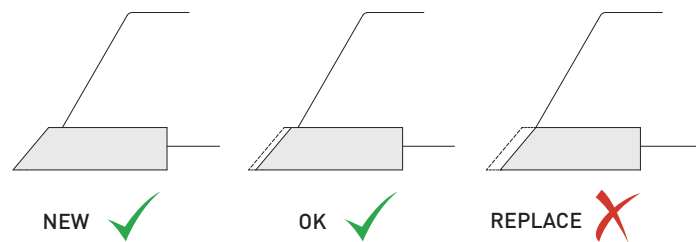
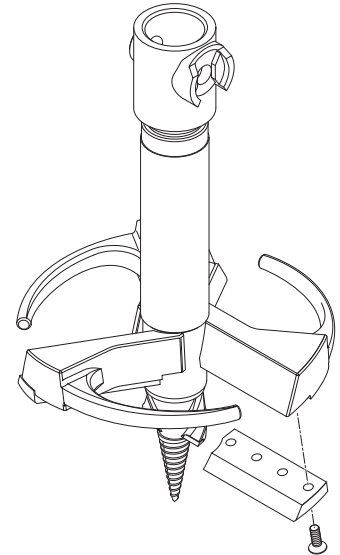
Remove pilot using a 46mm spanner.

NOTE: Heat may be required to release thread. Use gloves, as pilot and spanner may be hot.

To remove the pilot head, use a punch to drive the retaining pin out of the pilot. The pilot head can then be removed.

To install new pilot, clean threads using Loctite 7063. Apply Loctite 243 in 3 equally spaced straight lines from bottom to top of the female thread. Reverse above instructions.

ENSURE PILOT IS TIGHT PRIOR TO USE.



LIMITED WARRANTY

Overview

The goal of Arrow Material Handling Products' warranty policy is to assure confidence, reduce downtime and minimize cost of ownership. Should issues arise, please contact your authorized dealer or Arrow's Customer Service Team at 913-495-4803 or CustServ@ArrowMHP.com and we will strive to resolve the issues in a timely manner.

Normal hours of operation are Monday through Friday, 8:00 AM to 5:00 PM CST. If calling after hours, you may leave a message and we will return your call as soon as possible. Arrow is closed for most US national holidays.

Arrow Material Handling Products ("Arrow") offers a Limited Warranty on Auger Attachments against faulty design, material, and workmanship for normal use when properly maintained. Auger Gearboxes are warranted for a period of sixty (60) months from date of shipment, Auger Motors are warranted for twenty four (24) months from date of shipment. Auger Bits, Planers, Frames and Cradles are warranted for a period of twelve (12) months from date of shipment. Refer to the Product Manual for proper maintenance procedures. Spare, Replacement and After Warranty Parts including hoses and components are warranted for ninety (90) days. Disassembly, modification or welding of units without Arrow's written authorization voids the warranty. Hydraulic hoses are warranted against failure due to workmanship. Improper installation, ripping or cutting due to unauthorized modifications of Arrow installation procedures is not warranted. An Authorized Dealer or Arrow representative must install hydraulic kits and components for failures to be given warranty consideration.

No warranties are expressed or implied as to the fitness of the equipment on which the attachment or accessory is installed. The purchaser is responsible for promptly informing Arrow Customer Service of any suspected operational deficiencies or failures. Arrow is the sole party responsible for analysis of reported deficiencies or failures. Replacement or repair will be at the sole discretion of Arrow. In some cases, Arrow may approve field repairs. Compensation for field repairs will be negotiated. Dealer labor rate charges on approved warranty repairs shall not exceed 70% of dealer regular hourly rate. Overtime charges need prior written approval. Claims received 30 days past the repair date will not be considered for warranty coverage and shall be null and void. Field repairs undertaken without prior approval by Arrow Customer Service may invalidate the warranty. Please see general (below) for additional warranty information and return procedure for details on how to initiate a claim.

General

The Arrow Limited Warranty is extended only to the original purchaser and may be void in the event that the product is sold or otherwise transferred. No warranty will apply to any product that has been (i) modified, altered or adapted without Arrow's written consent, (ii) abused or misused, (iii) repaired by any third party in a manner that fails to meet Arrow's repair standards, (iv) improperly installed, or (v) used with any device or implement not covered by this warranty. This warranty does not include and hereby excludes normal maintenance parts, replacement parts and consumables, including but not limited to hydraulic fluid, hoses, auger teeth, auger pilots, planer blades, planer pilots and similar items.

The warranties set forth herein are in lieu of any and all other warranties, express or implied, including the warranties of merchantability and fitness for a particular purpose. The purchaser acknowledges that no other representations or warranties were made or relied on in connection with the purchase of the Arrow Auger Drive, Auger Bits or attachments. No person is authorized to vary, modify or change the terms of this limited warranty.

Neither party shall be liable for any indirect, punitive, special, incidental or consequential damage in connection with or arising out of the use of the property sold to the purchaser, including without limitation, loss of business, revenue, profits, goodwill, consequential damages, whether in contract or tort, including negligence.

Nothing in this warranty affects any statutory rights of consumers or other purchasers that cannot be waived or limited by contract. This limited warranty gives you specific legal rights, and you may have other rights, which vary from state to state.

Limitations

This LIMITED WARRANTY does not cover product, which in the opinion of Arrow, is damaged due to abuse, misuse, misapplication, prohibited operation, improper maintenance, alteration, unauthorized service, contamination by the base machine, or normal wear and tear. This LIMITED WARRANTY is void if the product is modified in any way without the written consent or instruction of Arrow.

This LIMITED WARRANTY is null and void if the product is used in a prohibited operation, or unauthorized adjustment/assembly/disassembly has occurred. This LIMITED WARRANTY is the exclusive warranty and is given in lieu of any and all other warranties, whether expressed or implied, arising in any fashion including but not limited to the course of dealing and course of performance, and including but not limited to warranty of merchantability or warranty of fitness for a particular purpose. Dealers or Agents of Arrow have no authority to make any type of representation or warranties on behalf of Arrow beyond those expressly set forth in this document.

Arrow Auger Teeth, Pilots, Couplers, Planer Blades and Planer Pilots are manufactured with unique and/or patented design to interface with Arrow attachments, extensions and adapters. The use of attachments other than Arrow Auger Teeth, Pilots, attachments, extensions and/or adapters, will void all warranty on Auger Drives and Bits. The use of attachments other than Arrow Planer Blades and/or Pilots will void all warranty on Arrow Planers. The use of Arrow adapters on unapproved attachments is not sanctioned. A "home-made" or non-standard attachment outside the specifications for the machine will void the Arrow warranty.

In no event shall Arrow be liable to any party, including but not limited to buyer, for any direct, incidental, consequential, punitive, or special damages, including but not limited to loss of profits, loss of productivity, in any way related to or arising, directly or indirectly, from the product. The liability of Arrow for any and all losses and damages to buyer, its successors and assigns, resulting from any cause whatsoever, including the negligence of Arrow, irrespective of whether such defects are discoverable or latent, shall in no event exceed the purchase price of the product with respect to which such losses or damages are claimed.

Return Procedure

Any product being returned for any reason must be approved, prior to shipment, by Arrow Customer Service. Returns require a Return Authorization Number, to be supplied by Arrow Customer Service. To initiate a return, call Arrow's Customer Service Team at 800-821-7563.

Custom manufactured attachments that do not fit because of incorrectly provided specifications are non-cancellable and non-returnable.

Arrow may, at its own discretion, accept material returns for non-obsolete product shipped from an Arrow facility within ninety (90) days, unused, unopened, in original packaging, in good condition and not requiring touch-up or repair. Restocking of returns are subject to a minimum 20% restocking fee.

Goods not returned within 30 days of the issuance of the Return Authorization will not be accepted. Unauthorized returns may be reshipped to the customer freight-collect.



16000 W. 108th Street
Lenexa, Kansas 66219
p 913-495-4800 f 913-227-0523
sales@ArrowMHP.com

www.ArrowMHP.com