

Bucket Teeth

Cast Alloy Steel for Greater Penetration & Strength

Mini MAX Compact Bucket Teeth



**MINI MAX
ADAPTER & TOOTH**
*Crimp tooth to adapter,
no pin necessary*



**2AF Adapter
Flush Mount**



**2A Tooth
Fab**


Mighty MAX Bucket Teeth - Series 23 for Skid Steer/Loader & Backhoe

- **Improved Loading Capacity** • **Longer Tooth Wear** • **In-Stock**

2300 Tooth
*General Purpose
Digging*



**2300C Tooth
Tiger**
Aggressive Digging



**23TW Tooth
Twin Tiger**
Aggressive Digging



**230ST Tooth
Star**
Rock Digging



**230WO Adapter
Short Shank**



**231WO Adapter
Long Shank**



**2300FL Adapter
Flush Mount**



230PN Pin



NOT SHOWN

23E10 Lock Washer

23KIT

Kit - Tooth, Pin & Adapter
1 ea. 2300, 230PN, 230WO




ASBT15259

BUCKET Cutting Edge

Bolt-On Reversible Blade Cutting Edges



We stock cutting edges to fit all appropriate Arrow buckets

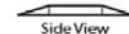


ARROW Reversible Bolt-On Cutting Edge

Arrow Bucket Cutting Edges are 5/8" x 6" double edge with 5/8" bolt holes, spaced at 6" centers.



Top View



Side View

When ordering a replacement Bucket Cutting Edge, please include the appropriate number of Bolts and Washers.

Part Number	Description	Fits
MCBD625606006	CUTTING EDGE-BOLTED	60" W BKT
CBD625606606	CUTTING EDGE-BOLTED	66" W BKT
CBD625607206	CUTTING EDGE-BOLTED	72" W BKT
CBD625608406	CUTTING EDGE-BOLTED	84" W BKT
CBD625609606	CUTTING EDGE-BOLTED	96" W BKT
CBS750609606	CUTTING EDGE-BOLTED	96" W SNOW BKT
CB625B	BOLT-PLOW 5/8 X 2 GR8	
CB625N	NUT-5/8 NC GR8	

ASBT15051